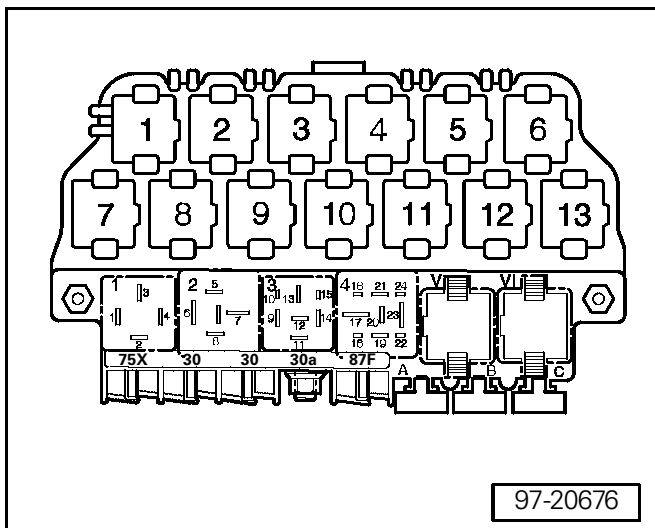


Heated Leather Seats

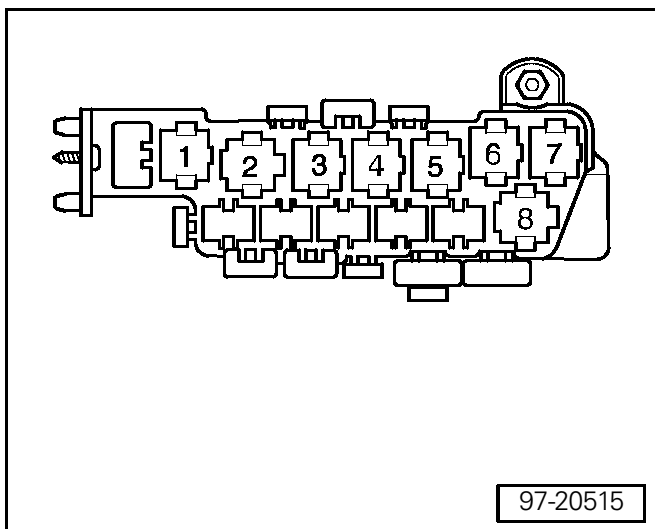
from October 2000

Deviate relay location and fuseplacements as well as the locations of multiple connectors see section "component locations"

Relay location on the thirteen position auxiliary relay panel, above relay panel:

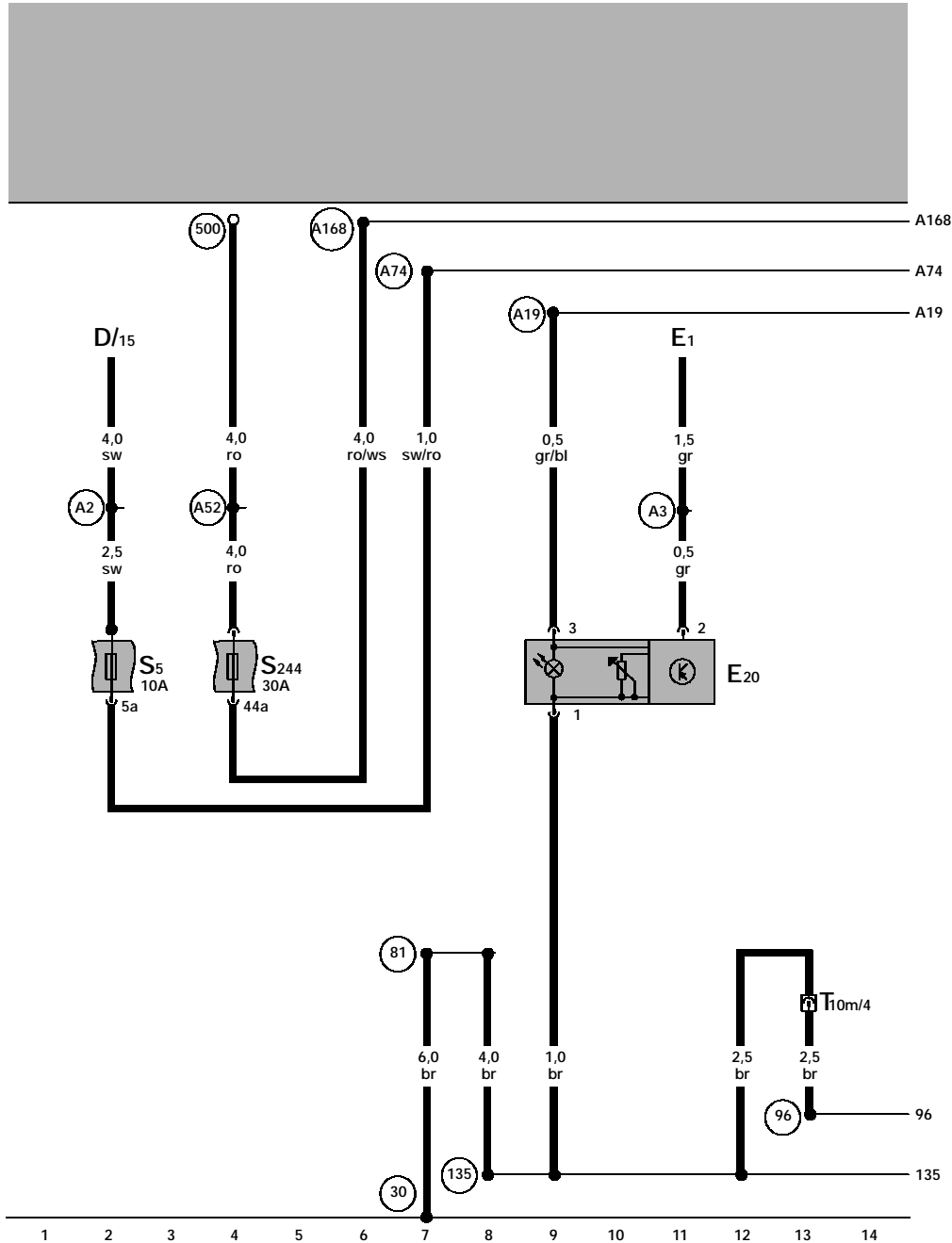


Relay panel:



Relay location on the eight position auxiliary relay panel, above relay panel:

Instrument Panel Light Dimmer Switch

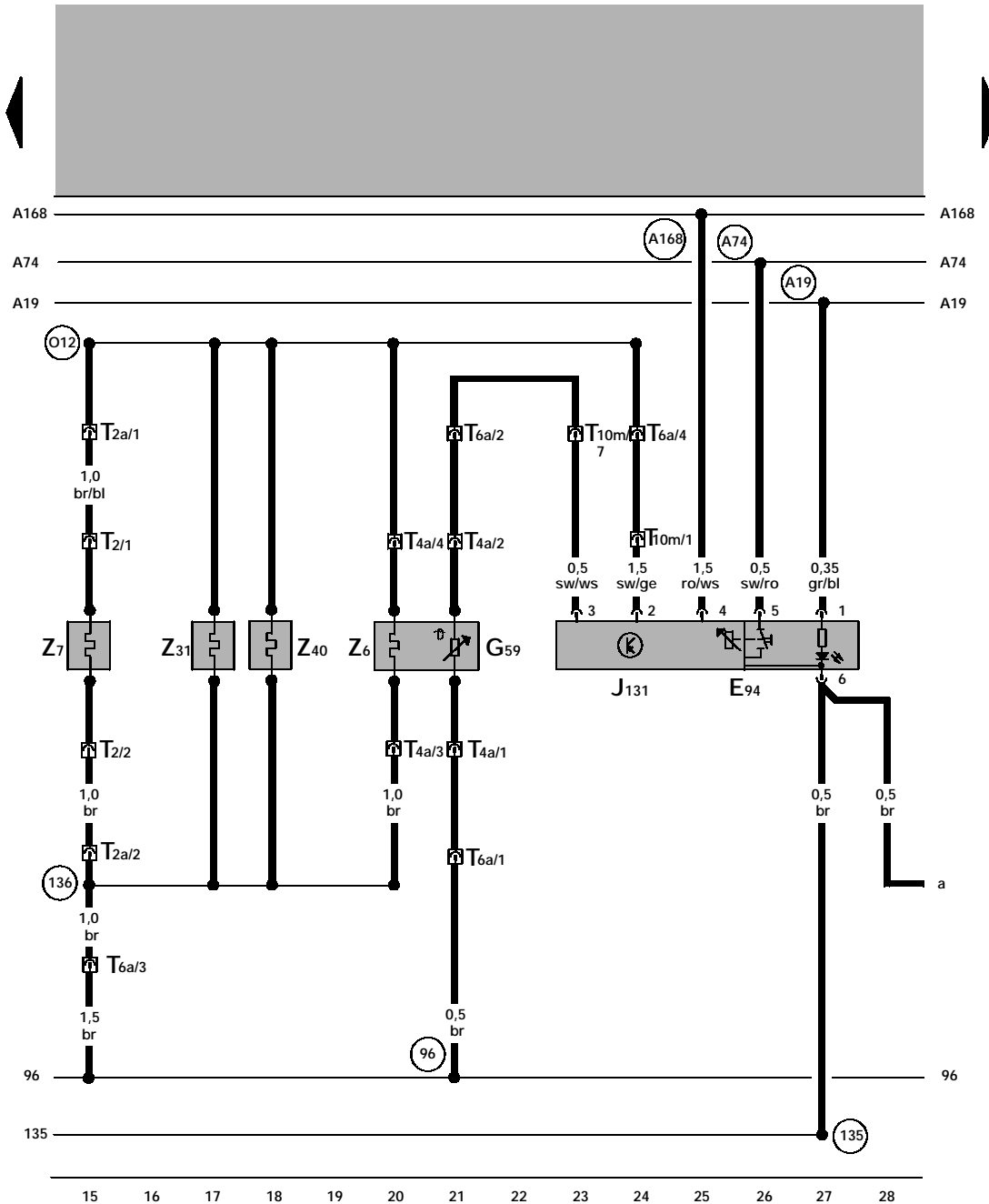


- E1 - Light switch
- E20 - Instrument Panel Light Dimmer Switch
- S5 - Fuse
- S244 - Fuse in fuse holder
- T10m- 10-Pin Connector, brown, connector station A-pillar, right

- (30) - Ground connection -1-, beside fuse/relay panel
- (81) - Ground connection -1-, in instrument panel wiring harness
- (96) - Ground connection -1-, in heated seats wiring harness
- (135) - Ground connection -2-, in instrument panel wiring harness
- (500) - Threaded connection -1- (30) on the relay plate
- (A2) - plus connection (15), in instrument panel wiring harness
- (A3) - plus connection (58), in instrument panel wiring harness
- (A19) - wire connection (58d), in instrument panel wiring harness
- (A52) - Plus Connection 2 (30) (in instrument panel wiring harness)
- (A74) - Connector (15a - fuse 5) in instrument panel wiring harness
- (A168) - Plus Connection 4 (30a) (in instrument panel wiring harness)

ws = white
 sw = black
 ro = red
 br = brown
 gn = green
 bl = blue
 gr = grey
 li = lilac
 ge = yellow
 or = orange

Driver's Heated Seat Control Module, Driver's Heated Seat Adjuster, Driver's Heated Seat Temperature Sensor, Driver's Seat Heating Element, Driver's Backrest Heating Element, Driver's Seat Side Bolster Heater

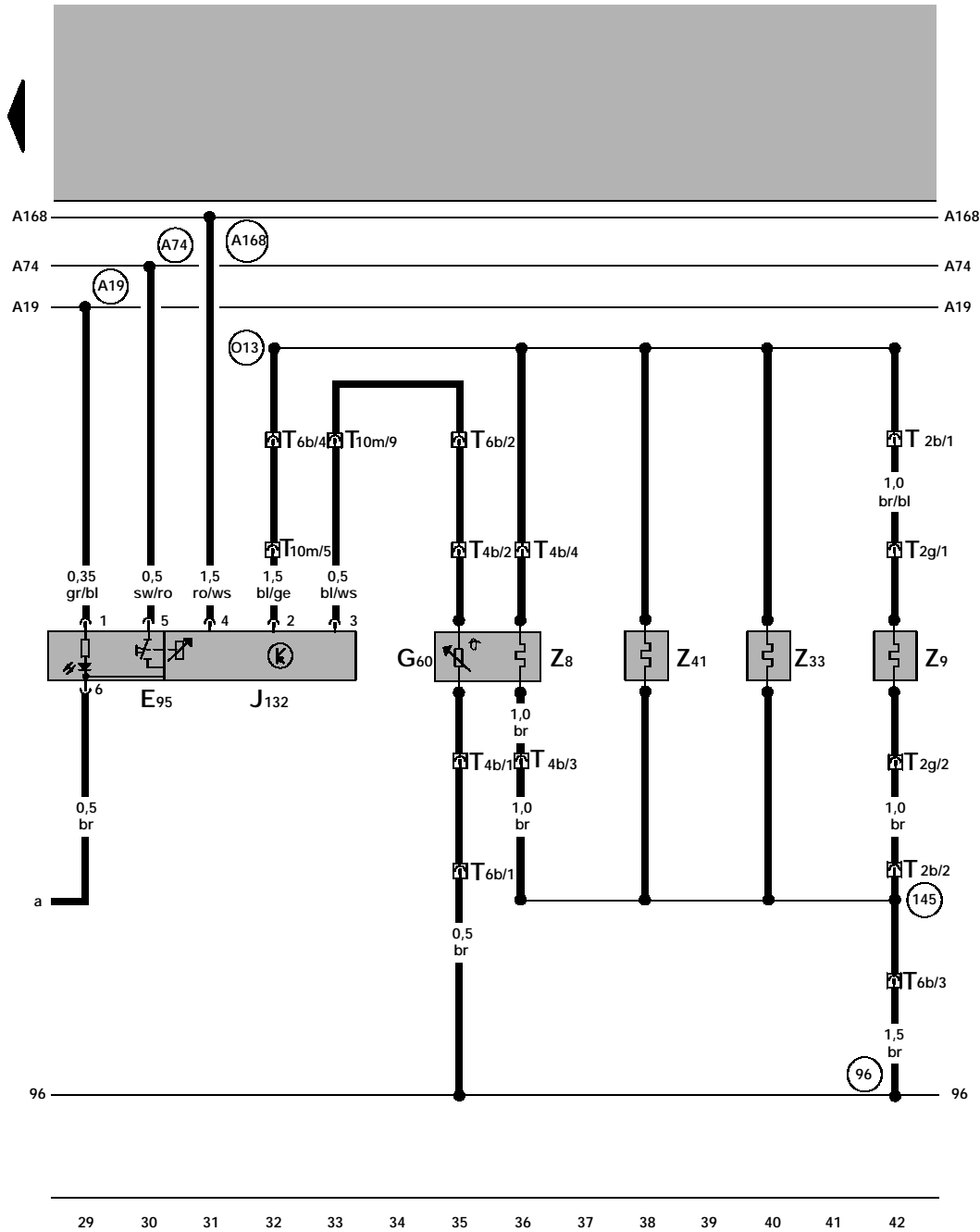


- E94 - Driver's Heated Seat Adjuster
- G59 - Driver's Heated Seat Temperature Sensor
- J131 - Driver's Heated Seat Control Module
- T2 - 2-Pin Connector, front below driver's seat
- T2a - 2-Pin Connector, front below driver's seat
- T4a - 4-Pin Connector
- T6a - 6-Pin Connector, green, front below driver's seat
- T10m - 10-Pin Connector, brown, connector station A-pillar, right
- Z6 - Driver's Seat Heating Element
- Z7 - Driver's Backrest Heating Element
- Z31 - Driver's Seat Side Bolster Heater
- Z40 - Driver's Seat Side Bolster Heater 2

- (96) - Ground connection -1-, in heated seats wiring harness
- (135) - Ground connection -2-, in instrument panel wiring harness
- (136) - Ground connection -2-, in heated seats wiring harness
- (A19) - wire connection (58d), in instrument panel wiring harness
- (A74) - Connector (15a - fuse 5) in instrument panel wiring harness
- (A168) - Plus Connection 4 (30a) (in instrument panel wiring harness)
- (O12) - Connection 1 (in heated seat wiring harness)

ws = white
 sw = black
 ro = red
 br = brown
 gn = green
 bl = blue
 gr = grey
 li = lilac
 ge = yellow
 or = orange

Passenger's Heated Seat Control Module, Passenger's Heated Seat Adjuster, Passenger's Heated Seat Temperature Sensor, Passenger's Seat Heating Element, Passenger's Backrest Heating Element, Passenger's Seat Side Bolster Heater



- E95 - Passenger's Heated Seat Adjuster
- G60 - Passenger's Heated Seat Temperature Sensor
- J132 - Passenger's Heated Seat Control Module
- T2b - 2-Pin Connector, front below rider's seat
- T2g - 2-Pin Connector, front below rider's seat
- T4b - 4-Pin Connector
- T6b - 6-Pin Connector, green, front below rider's seat
- T10m - 10-Pin Connector, brown, connector station A-pillar, right
- Z8 - Passenger's Seat Heating Element
- Z9 - Passenger's Backrest Heating Element
- Z33 - Passenger's Seat Side Bolster Heater
- Z41 - Passenger's Seat Side Bolster Heater 2

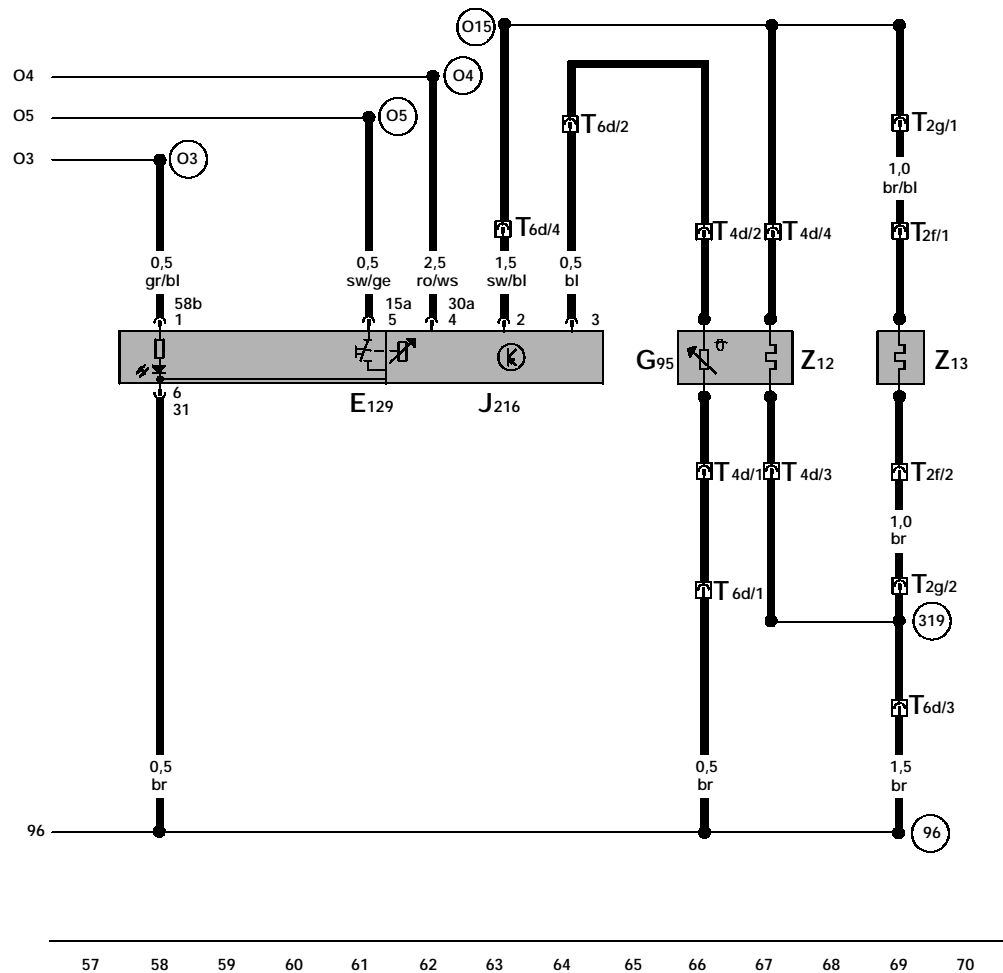
- (96) - Ground connection -1-, in heated seats wiring harness
- (145) - Ground connection -3-, in heated seats wiring harness
- (A19) - wire connection (58d), in instrument panel wiring harness
- (A74) - Connector (15a - fuse 5) in instrument panel wiring harness
- (A168) - Plus Connection 4 (30a) (in instrument panel wiring harness)
- (O13) - Connection 2 (in heated seat wiring harness)

ws = white
 sw = black
 ro = red
 br = brown
 gn = green
 bl = blue
 gr = grey
 li = lilac
 ge = yellow
 or = orange

Right Rear Heated Seat Control Module, Right Rear Heated Seat Regulating Switch, Right Rear Heated Seat Temperature Sensor, Right Rear Seat Heating Element, Right Rear Backrest Heating Element

- E129 - Right Rear Heated Seat Regulating Switch
- G95 - Right Rear Heated Seat Temperature Sensor
- J216 - Right Rear Heated Seat Control Module
- T2f - 2-Pin Connector
- T2g - 2-Pin Connector
- T4d - 4-Pin Connector
- T6d - 6-Pin Connector, green
- Z12 - Right Rear Seat Heating Element
- Z13 - Right Rear Backrest Heating Element

- (96) - Ground connection -1-, in heated seats wiring harness
- (319) - Ground Connection 5 (in heated seats wiring harness)
- (O3) - plus connection (58b), in heated seats wiring harness
- (O4) - plus connection (30 as), in heated seats wiring harness
- (O5) - wire connection -1- (15a), in heated seats wiring harness
- (O15) - Connection 4 (in seat heater wiring harness)



ws = white
 sw = black
 ro = red
 br = brown
 gn = green
 bl = blue
 gr = grey
 li = lilac
 ge = yellow
 or = orange