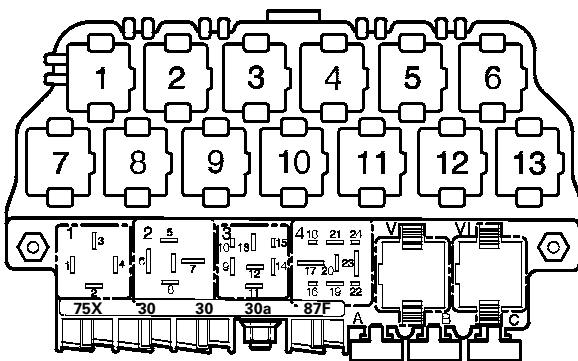


Diversity Antenna System

from January 2002

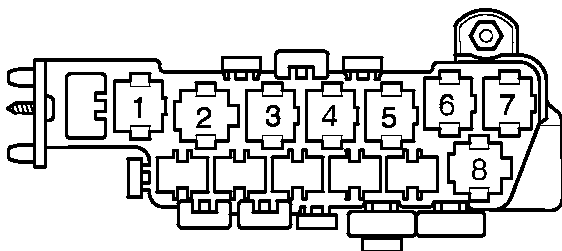
Deviate relay location and fuseplacements as well as the locations of multiple connectors see section "component locations".



97-20676

Relay location on the thirteen position auxiliary relay panel, above relay panel:

Relay panel:



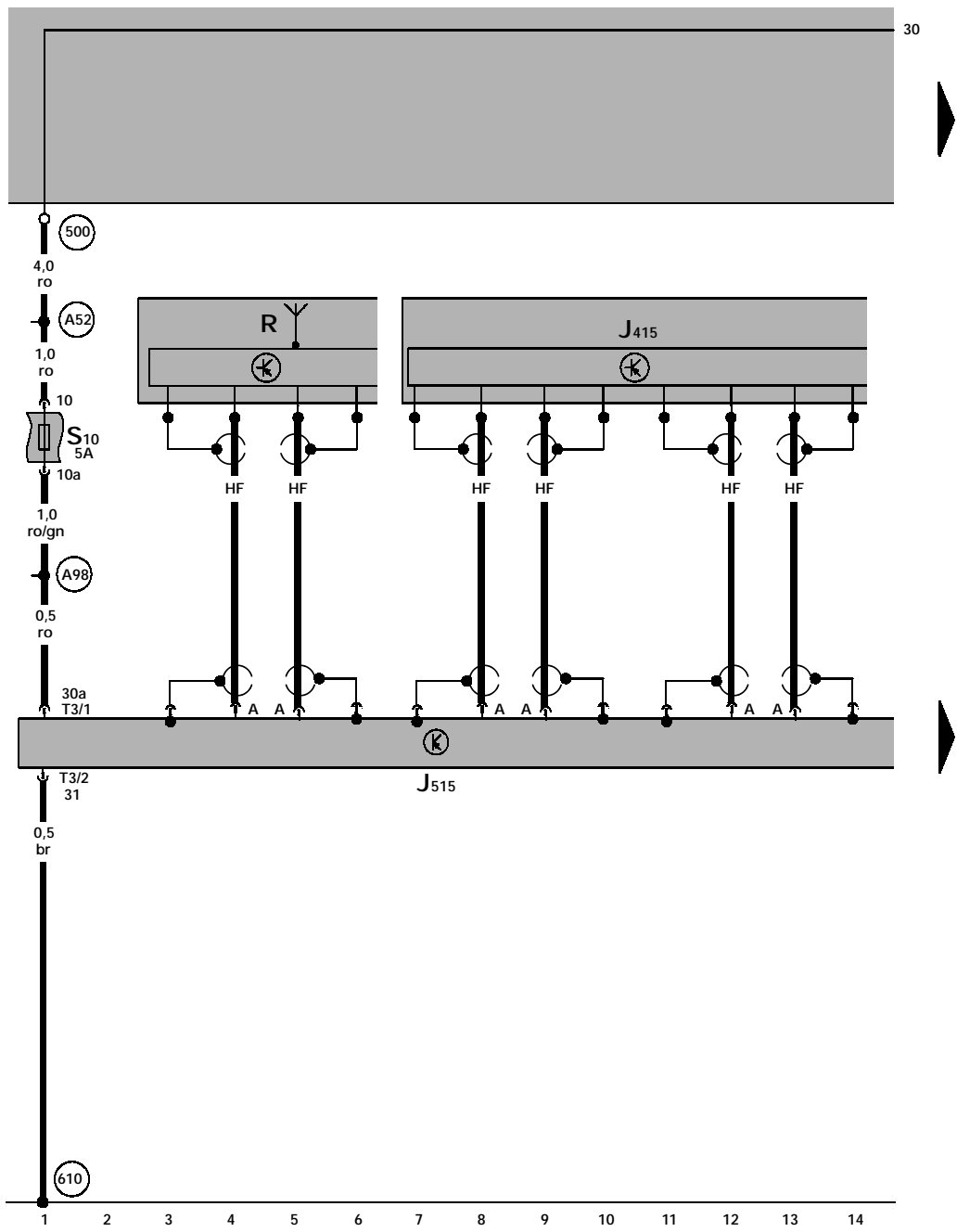
97-20515

Relay location on the eight position auxiliary relay panel, behind relay panel:

Note: Number in parentheses indicates production control number stamped on relay housing.

Fuse colors

- 30 A - green
- 25 A - white
- 20 A - yellow
- 15 A - blue
- 10 A - red
- 7,5 A - brown
- 5 A - beige

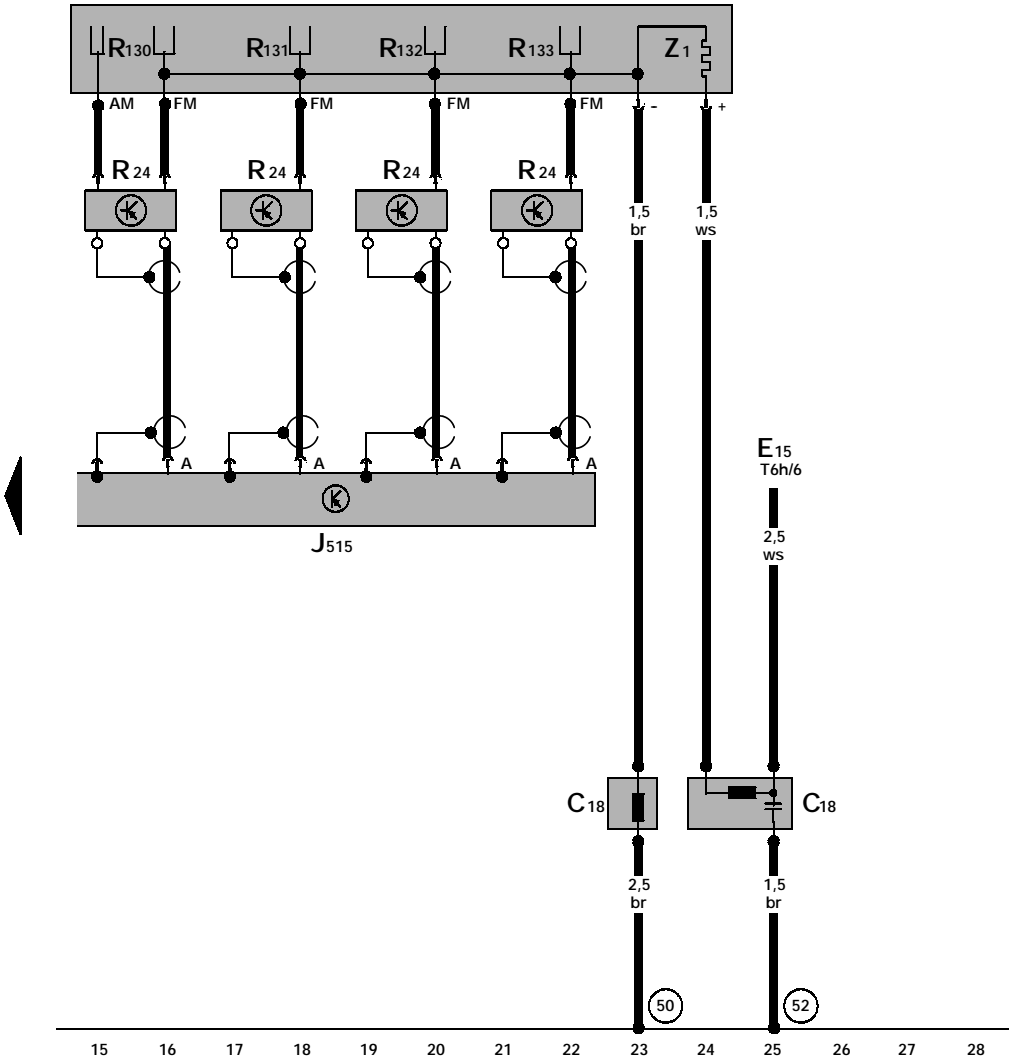


- ws = white
- sw = black
- ro = red
- br = brown
- gn = green
- bl = blue
- gr = grey
- li = lilac
- ge = yellow
- or = orange

97-32113

- J415 - Tuner for navigation/TV*
 - J515 - Antenna Selection Control Module
 - R - Radio
 - S10 - Fuse
 - T3 - 3-Pin Connector
- * - Where applicable

- (500) - Threaded connection -1- (30) on the relay plate
- (610) - Ground Connection (Audio) (under center console, front)
- (A52) - Plus Connection 2 (30) (in instrument panel wiring harness)
- (A98) - Plus connector -4- (30), in instrument panel wiring harness



- ws = white
- sw = black
- ro = red
- br = brown
- gn = green
- bl = blue
- gr = grey
- li = lilac
- ge = yellow
- or = orange

97-32114

- C18 - Windshield Antenna Suppression Filter
- E15 - Rear window defogger switch
- J515 - Antenna Selection Control Module
- R24 - Antenna Amplifier
- R130 - Rear Window Antenna 1
- R131 - Rear Window Antenna 2
- R132 - Rear Window Antenna 3
- R133 - Rear Window Antenna 4
- T6h - 6-Pin Connector
- Z1 - Heated rear window

- (50) - Ground connection, in luggage compartment, left
- (52) - Ground connection, in rear lid, left