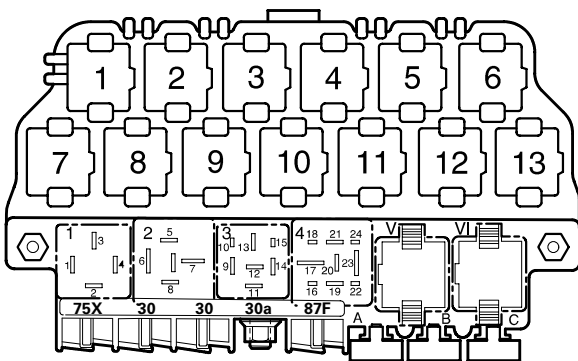


Airbag Systems

from October 2000

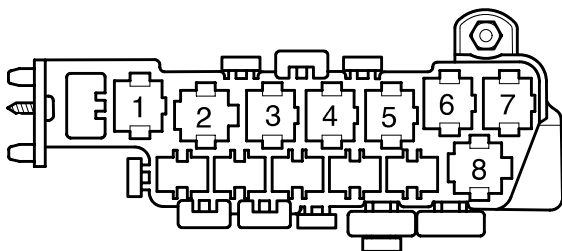
Deviate relay location and fuseplacements as well as the locations of multiple connectors see section "component locations".



97-20676

Relay location on the thirteen position auxiliary relay panel, above relay panel:

Relay panel:



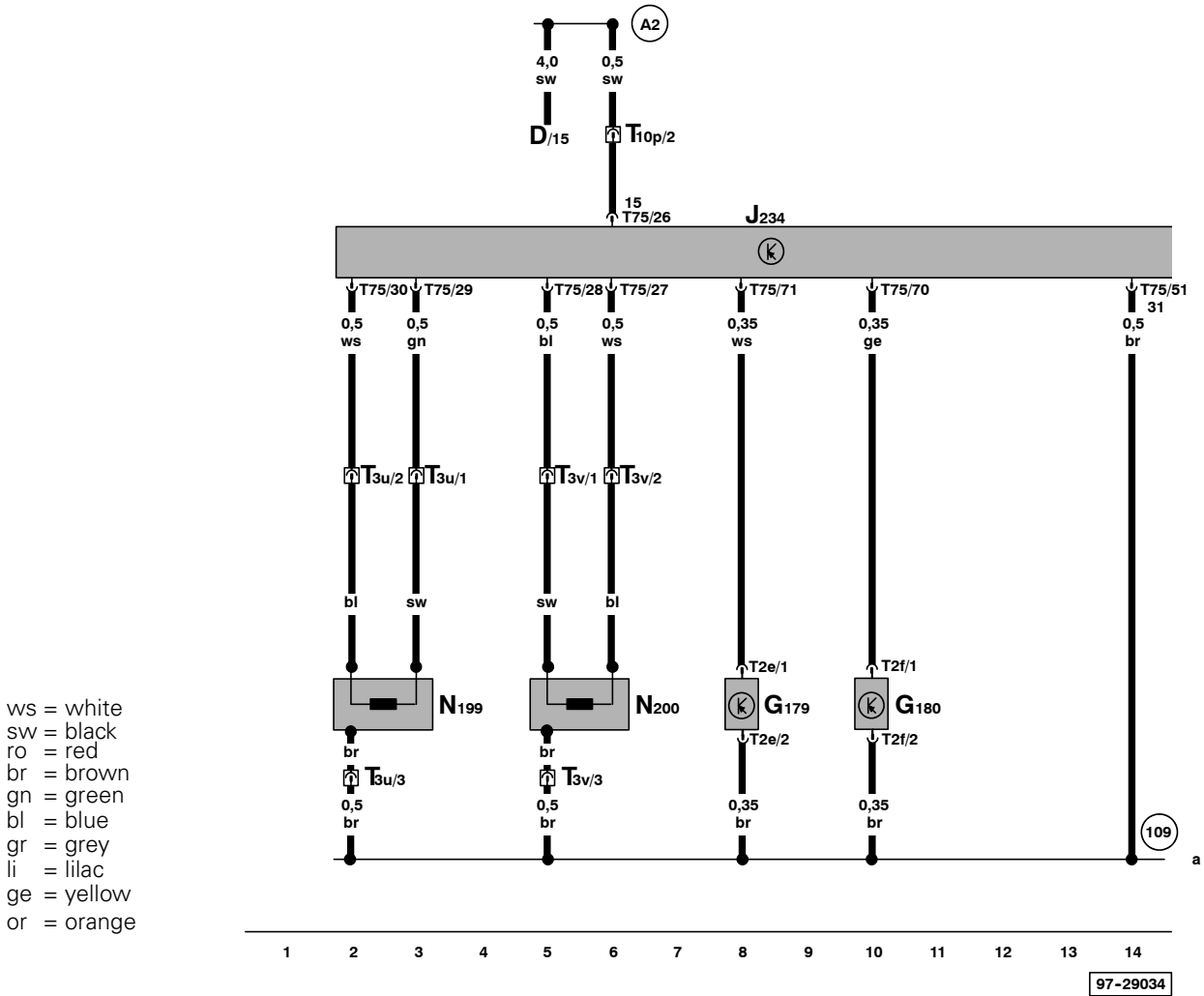
97-20515

Relay location on the eight position auxiliary relay panel, behind relay panel:

Note: Number in parentheses indicates production control number stamped on relay housing.

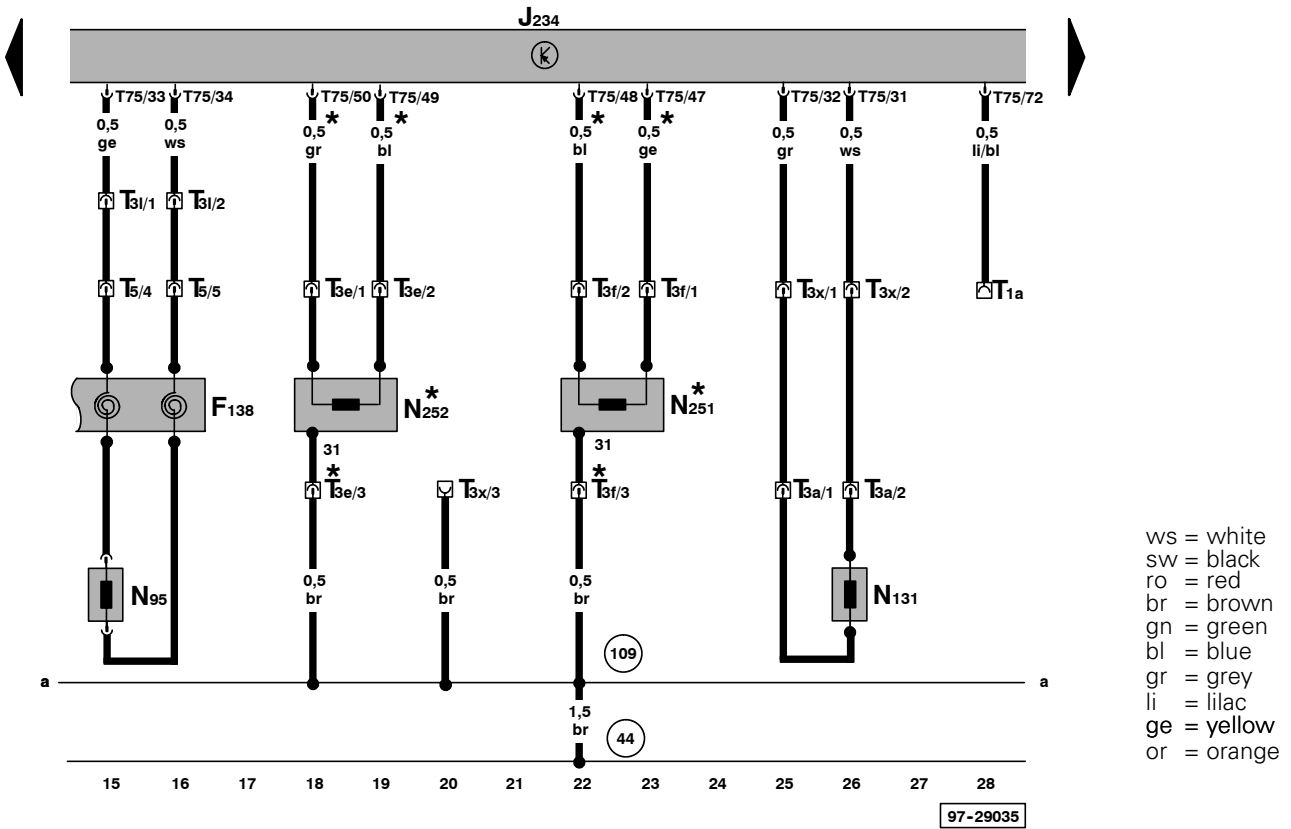

Fuse colors

- 30 A - green
- 25 A - white
- 20 A - yellow
- 15 A - blue
- 10 A - red
- 7,5 A - brown
- 5 A - beige



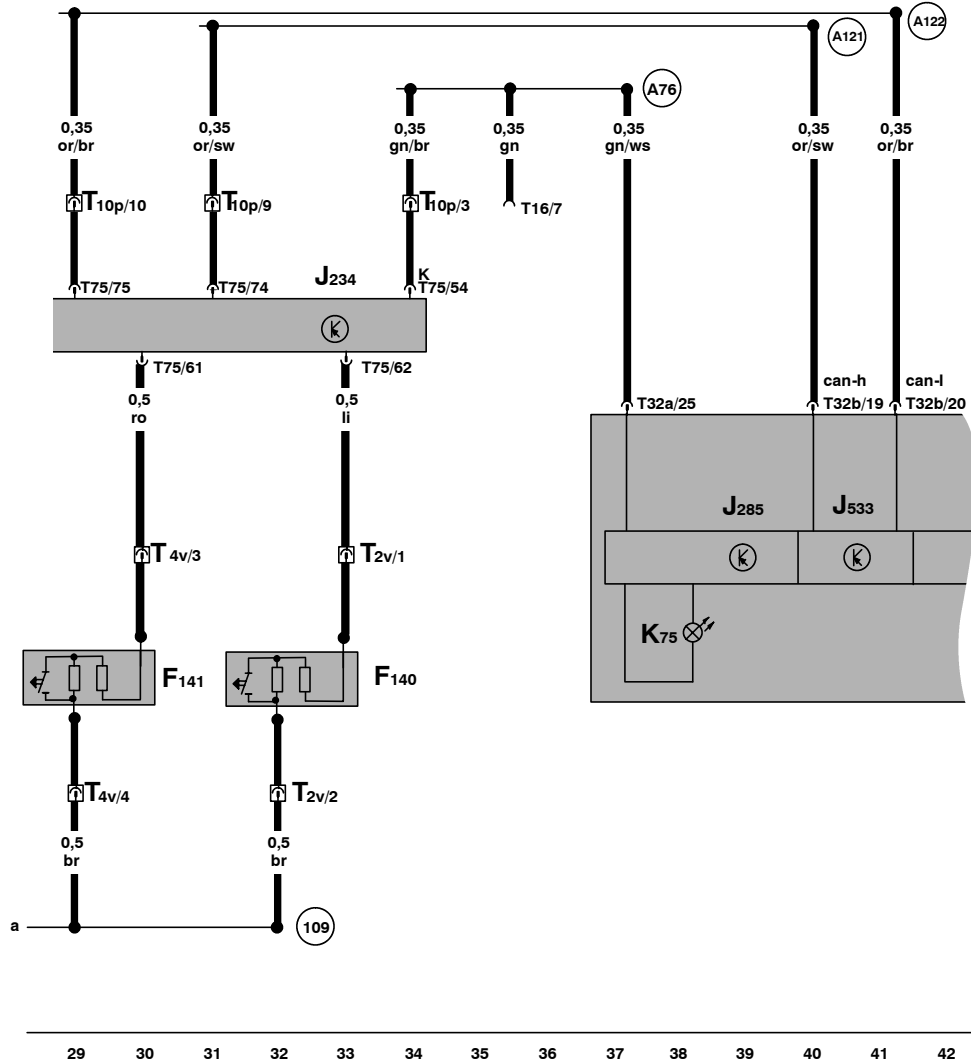
- D - Ignition/Starter Switch
- G179 - Crash sensor for side airbag, driver's side
- G180 - Crash sensor for side airbag, passenger side
- J234 - Airbag Control Module
- N199 - Igniter for side airbag, driver's side
- N200 - Igniter for side airbag, passenger side
- T2e - Double Connector
- T2f - Double Connector
- T3u - 3-Pin Connector, yellow, below driver's seat
- T3v - 3-Pin Connector, yellow, below passenger's seat
- T10p - 10-Pin Connector, yellow, connector station A-pillar, right
- T75 - 75-Pin Connector, on Airbag Control Module

- (A2) - plus connection (15), in instrument panel wiring harness
- (109) - Ground connection, in airbag wiring harness



- F138 - Airbag Spiral Spring/Return Spring With Slip Ring
- J234 - Airbag Control Module, behind console
- N95 - Driver's Side Airbag Igniter
- N131 - Passenger's Side Airbag Igniter 1
- N251 - Igniter for head airbag, rear, driver side
- N252 - Front Passenger Head Airbag Igniter
- T1a - Single Connector, black, connector station A-pillar, right
- T3a - 3-Pin Connector, behind instrument panel, right
- T3e - 3-Pin Connector
- T3f - 3-Pin Connector
- T3l - 3-Pin Connector, yellow, connector station A-pillar, left
- T3x - 3-Pin Connector, yellow, connector station A-pillar, right

- T5 - 5-Pin Connector, yellow, behind steering column switch cover
- T75 - 75-Pin Connector, on Airbag Control Module
- (44) - Ground connection, on left A-pillar, lower part
- (109) - Ground connection, in airbag wiring harness
- * - vehicles with head airbag only



- F140 - Left Front Seat Belt Microswitch*
- F141 - Right Front Seat Belt Microswitch*
- J234 - Airbag Control Module, behind console
- J285 - Control module with indicator unit in instrument panel insert
- J533 - Data Bus On Board Diagnostic Interface
- K75 - Airbag Malfunction Indicator Lamp (MIL)
- T10p - 10-Pin Connector, yellow, connector station A-pillar, right
- T2v - Double Connector
- T4v - 4-Pin Connector
- T16 - 16-Pin Connector, Data Link Connector (DLC) below instrument panel, left
- T32a - 32-Pin Connector, blue, on instrument cluster
- T32b - 32-Pin Connector, green, on instrument cluster
- T75 - 75-Pin Connector, on Airbag Control Module

- (109) - Ground connection, in airbag wiring harness
- (A76) - Connector (K-diagnosis wire) in instrument panel wiring harness
- (A121) - Connection (high bus) in instrument panel wiring harness
- (A122) - Connection (low bus) in instrument panel wiring harness

* - Scan Tool display text for these component codes may be different than indicated